

Guidelines To Use Your Mobile Card

Here are the instructions to use your mobile card if you choose “Mobile Card” at the checkout:

Ship to a different address?

Order notes (optional)

Notes about your order, e.g. special notes for delivery.

Select how you want to use your card (you can only choose one and cannot change it): *

Mobile Card Paper Card

Previous Next

1. Once the order is placed, you can find the Mobile Card Orders on the Dashboard page. If your photo is not uploaded, then it will ask you to upload the photo. Below is the screenshot of how it will look.

Mobile Card Orders

Order ID	Product	Player Name	Mobile Card
40226	6 COURSE PACKAGE	Aswin k	Card will not be shown without uploading a photo. Click here to upload your photo

If you have already uploaded your photo, you can skip the next step and continue from #3.

2. Clicking the “Click here” link will take you to the Account Details page, where you can upload your photo. Click “Choose file” to upload a profile picture, and then click the “Save changes” button to upload and save the profile image. Please refer to the screen shot on the next page.

Note: Your photo will be used to verify your identity, so make sure it's a clear photo of you. Once your photo is uploaded, it can't be changed.

Without profile picture:

Account details



Dashboard

Profile Image
 No file chosen

First name *

Last name *

Display name *


With profile picture:

Account details



Dashboard

Orders



First name *

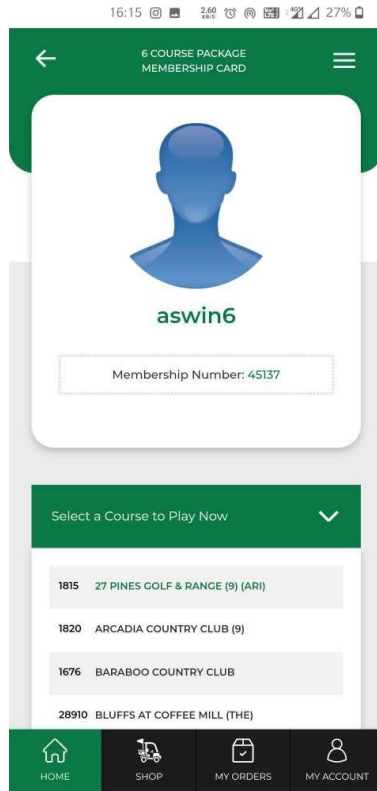
Last name *

Display name *

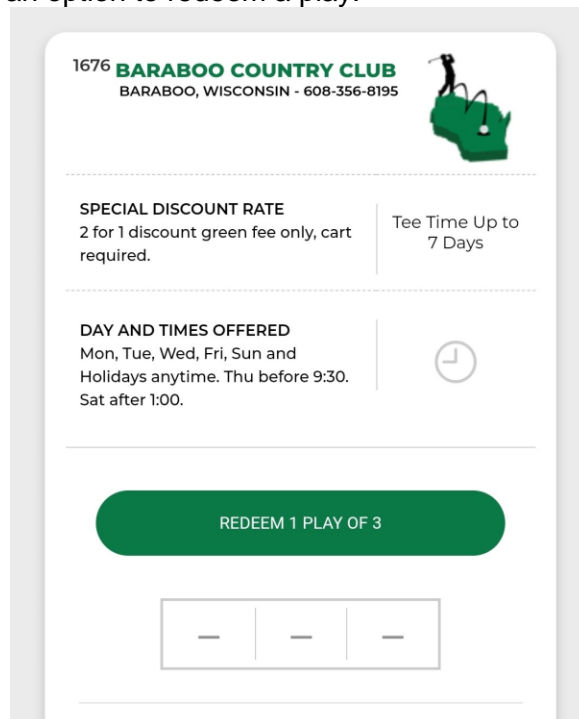
3. Once the photo is uploaded, you will see a “View” button on the Mobile Card Orders:

Order ID	Product	Player Name	Mobile Card
40323	6 COURSE PACKAGE	TEST NO ACTION REQUIRED	View

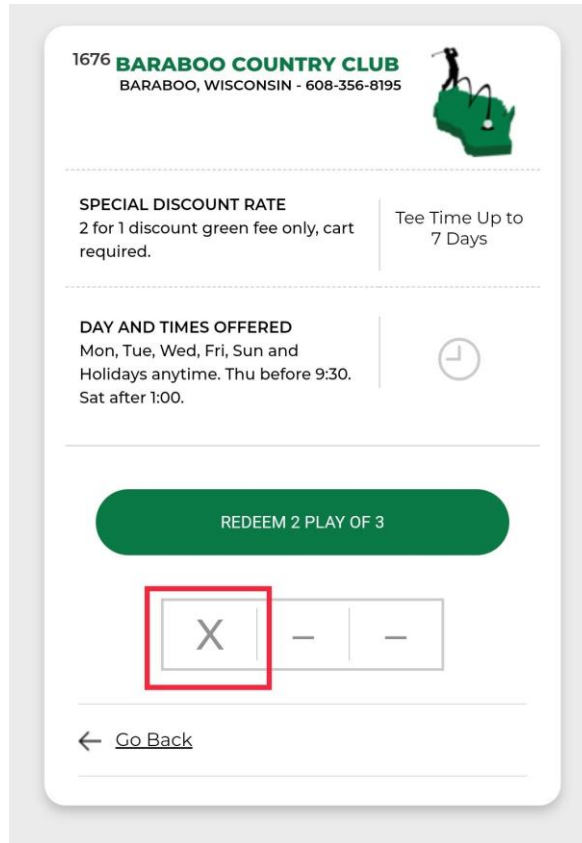
When clicking on the “View” button, it will show the mobile card:



4. Click on the course that you would like to play. On clicking on the course, it will show the course details along with an option to redeem a play:



5. When you click on the “Redeem” button, it will ask, “Are you sure you want to deduct a play for this course?” When you click on “Ok”, it will redeem one play by marking X:



Enjoy your play!

Note: You have to show the mobile card to the front desk person at the golf club and redeem a play in front of them.